

App Flow/Smashing

"APP SMASHING DEFINED: THE




PROCESS OF USING MULTIPLE APPS IN CONJUNCTION WITH ONE ANOTHER TO COMPLETE A FINAL TASK OR PROJECT."

<http://www.techneftu.com/ipad/thinglink-the-ultimate-app-smasher/>

Steps

- use camera to take a picture of your test subject.
- use Safari to navigate to create-a-graph to create a graph of your results. Include title and axis labels.
- Put everything together using Pages.
- Share -> Open in another app -> select pdf -> select Schoology -> submit to assignment (select a course)

Apps



Safari (create-a-graph) -> camera roll

Pages -> Schoology

Task

Prepare a one page report including an image of your test subject (your choice of item), a graph and a summary of your results.